



PLASTI-GRIP

TE Internal #: 8-34853-1

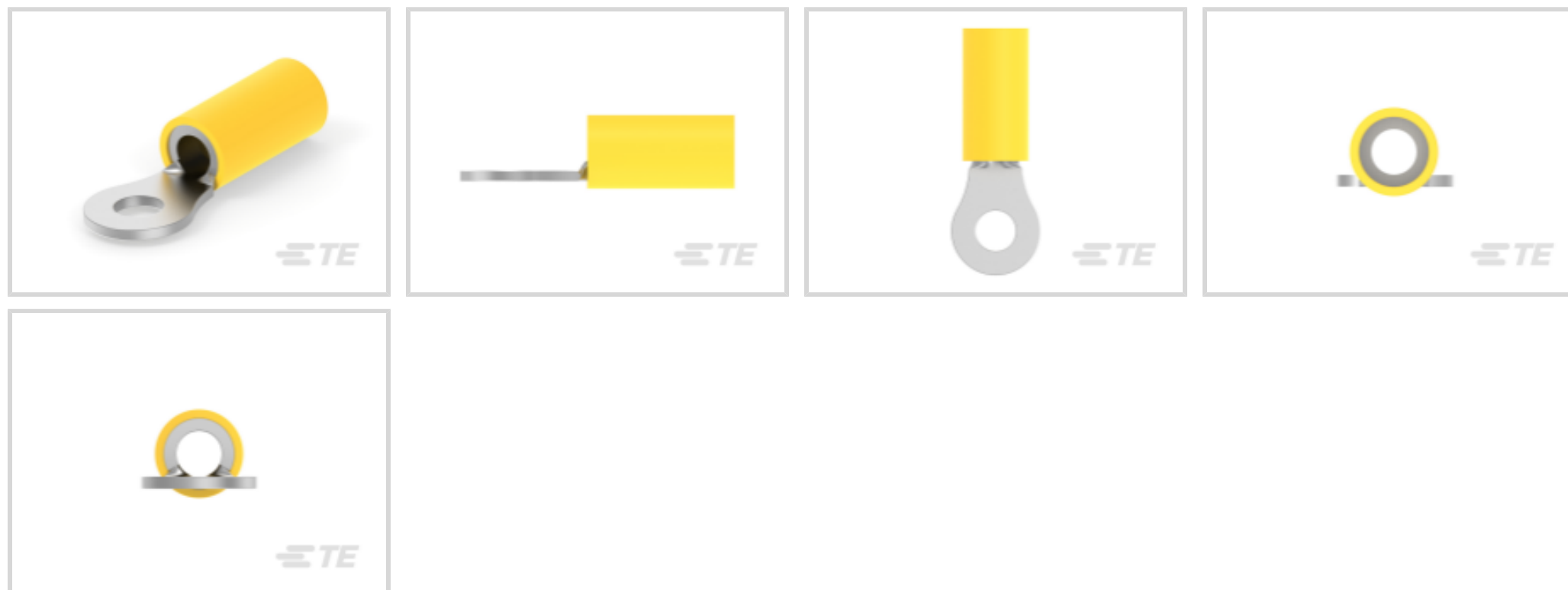
Ring Terminals & Spade Terminals, Ring Tongue, 12 – 10 AWG

Wire Size, 2.62 – 6.64 mm<sup>2</sup> Wire Size, 5180 – 13100 CMA Wire Size,

PLASTI-GRIP

[View on TE.com >](#)

Terminals & Splices > Ring Terminals & Spade Terminals



Ring & Spade Terminal Type: **Ring Tongue**

Wire Size: **5180 – 13100 CMA**

Stud Size: **#8, M4**

**Features**

**Product Type Features**

Shape Description	RING-043
Stud Size	#8, M4
Sealable	No
Wire Insulation Support Retention Type	Insulation Support

**Configuration Features**

Number of Holes	1
Terminal Angle	180 °

**Electrical Characteristics**

Voltage (Max)	600 V
---------------	-------

**Body Features**

Inspection Slot	No
Weight per Piece	2.078 g

**Contact Features**

Ring & Spade Terminal Type	Ring Tongue
Barrel Type	Closed



Terminal Orientation	Straight
Terminal Plating Material	Tin

### Mechanical Attachment

Wire Insulation Support	With
-------------------------	------

### Dimensions

Wire Size	5180 – 13100 CMA
Stud Diameter	4.34 mm[.171 in]
Tongue Thickness	1 mm[.042 in]
Overall Product Length	27.89 mm[1.1 in]
Accepts Wire Insulation Diameter (Max)	6.35 mm[.25 in]
Accepts Wire Insulation Diameter Range	3.81 – 6.35 mm[.15 – .25 in]

### Usage Conditions

Insulation Option	Partially Insulated
Operating Temperature Range	105 °C[221 °F]

### Operation/Application

Compatible With Wire Base Material	Copper
Compatible With Wire Plating Material	Tin
Heavy Duty	No

### Industry Standards

Government Qualified	No
----------------------	----

### Packaging Features

Packaging Quantity	100
Packaging Method	Loose Piece

### Product Compliance

[For compliance documentation, visit the product page on TE.com>](#)

EU RoHS Directive 2011/65/EU	Compliant
EU ELV Directive 2000/53/EC	Compliant
China RoHS 2 Directive MIIT Order No 32, 2016	No Restricted Materials Above Threshold
EU REACH Regulation (EC) No. 1907/2006	Current ECHA Candidate List: JUNE 2022 (224) Candidate List Declared Against: JAN 2022 (223)



Does not contain REACH SVHC

Halogen Content

Not Low Halogen - contains Br or Cl > 900 ppm.

Solder Process Capability

Not applicable for solder process capability

Product Compliance Disclaimer

This information is provided based on reasonable inquiry of our suppliers and represents our current actual knowledge based on the information they provided. This information is subject to change. The part numbers that TE has identified as EU RoHS compliant have a maximum concentration of 0.1% by weight in homogenous materials for lead, hexavalent chromium, mercury, PBB, PBDE, DBP, BBP, DEHP, DIBP, and 0.01% for cadmium, or qualify for an exemption to these limits as defined in the Annexes of Directive 2011/65/EU (RoHS2). Finished electrical and electronic equipment products will be CE marked as required by Directive 2011/65/EU. Components may not be CE marked. Additionally, the part numbers that TE has identified as EU ELV compliant have a maximum concentration of 0.1% by weight in homogenous materials for lead, hexavalent chromium, and mercury, and 0.01% for cadmium, or qualify for an exemption to these limits as defined in the Annexes of Directive 2000/53/EC (ELV). Regarding the REACH Regulation, the information TE provides on SVHC in articles for this part number is based on the latest European Chemicals Agency (ECHA) 'Guidance on requirements for substances in articles' posted at this URL: <https://echa.europa.eu/guidance-documents/guidance-on-reach>

### Compatible Parts



TE Part # 59824-1  
TETRA-CRIMP PIDG PG FASTON 22-10 ASSY



TE Part # 58433-3  
PRO CR ASSY, RBY IS9252



TE Part # 59239-4  
HHHT PIDG PG 12-10 ASSY



TE Part # 58423-1  
DIE, RBY IS9252



TE Part # 1SET191001R0000  
CRIMP-HT




TE Part # 1SET191002R0000  
TET CRIMP-HT



TE Part # 169404  
CERTI-LOK DIE


### Also in the Series | PLASTI-GRIP



Compression Connectors(3)



Crimp Wire Pins, Tabs & Ferrules(25)



Ring Terminals & Spade Terminals(537)



Splices(49)



## Documents

### Product Drawings

[TERMINAL,PG R 12-10 8](#)

English

---

### CAD Files

[3D PDF](#)

English

Customer View Model

[ENG\\_CVM\\_8-34853-1\\_L1.2d\\_dxf.zip](#)

English

Customer View Model

[ENG\\_CVM\\_8-34853-1\\_L1.3d\\_igs.zip](#)

English

Customer View Model

[ENG\\_CVM\\_8-34853-1\\_L1.3d\\_stp.zip](#)

English

[3D PDF](#)

3D

Customer View Model

[ENG\\_CVM\\_CVM\\_8-34853-1\\_W.2d\\_dxf.zip](#)

English

Customer View Model

[ENG\\_CVM\\_CVM\\_8-34853-1\\_W.3d\\_igs.zip](#)

English

Customer View Model

[ENG\\_CVM\\_CVM\\_8-34853-1\\_W.3d\\_stp.zip](#)

English

By downloading the CAD file I accept and agree to the [Terms and Conditions](#) of use.

---

### Product Specifications

[Application Specification](#)

English

---

### Product Environmental Compliance

[Product Compliance](#)

English

[Product Compliance](#)

English